



RTS Power Corporation Limited

Regd. Office : 56, Netaji Subhas Road, Kolkata - 700 001, ☎ : 2242 6025, 2242-6054, Fax : 033 2242 6732

E-mail : H.O. : kolkata@rtspower.com, headoffice@rtspower.com, Works : dhulagori@rtspower.com / jaipurrts@rtspower.com

CIN No. L17232WB1947PLC016105, Website : www.rtspower.com

Works : Jaipur ☎ : (0141) 233 0405 ☐ Agra ☎ : (0562) 2641413 ☐ Kolkata ☎ : (033) 98300 70057 / 98300 70074

RTS/BSE/15-16

15th January, 2016

BSE Limited
Floor 25, P.J Towers,
Dalal Street
MUMBAI – 400 001

◆ **Kind Attn: Mr. Jeevan Noronha**

Dear Sir,

Sub: Compliance of the Listing Agreement
Shareholding Pattern of the Company
for the Quarter ended on 31st December, 2015

We are enclosing herewith the Statement showing Shareholding Pattern of the Company for the Quarter ended on 31st December, 2015 for your kind information and record.

Thanking you.

Yours faithfully

For RTS POWER CORPORATION LIMITED

(J Biswas)
Company Secretary

Enclosure: As mentioned above

Format of holding of specified securities

Annexure - I

- 1 Name of Listed Entity : RTS POWER CORPORATION LTD.
- 2 Scrip Code/Name of Scrip/Class of Security 531215 / EQUITY SHARES
- 3 Share Holding Pattern Filed under: Reg. 31(1) (b) Quarter Ended 31/12/2015
- 4 Declaration:

	Particulars	Yes	No
1	Whether the Listed Entity has issued any partly paid up shares		No
2	Whether the Listed Entity has issued any Convertible Securities or Warrants?		No
3	Whether the Listed Entity has any shares against which depository receipt are issued?		No
4	Whether the Listed Entity has any shares in locked-in?		No
5	Whether any shares held by promoters are pledge or otherwise encumbered?		NO



Table I - Summary Statement holding of specified securities

Category (i)	Category of Shareholder (ii)	Nos. of shares (iii)	No. of fully paid up equity shares held (iv)	No. of partly paid-up equity shares held (v)	No. of shares underlying Depository Receipt (vi)	Total nos. shares held (vii) = (iv)+(v)+(vi)	Shareholding as a % of total no. of shares (calculated as per SCRR, 1957) (viii) As a % of (A+B+C2)	Number of Voting Rights held in each class of securities (ix)			No. of Shares Underlying convertible securities (including Warrants) (x)	Shareholding as a % assuming full conversion of convertible securities (as a percentage of diluted share capital) (xi) = (vii)+(x) as a % of (A+B+C)	Number of Locked in Shares (xii)		Number of Shares pledged or otherwise encumbered (xiii)		Number of equity shares held in dematerialized form (xiv)
								Class eq. x	Class eq. y	Total			No. (a)	As a % of total Shares held (b)	No. (a)	As a % of total Shares held (b)	
(A)	Promoter & Promoter Group	15	5481076	0	0	5481076	67.100	5481076	0	5481076	67.100	0	0.000	0	0.000	5481076	
(B)	Public	2703	2687424	0	0	2687424	32.900	2687424	0	2687424	32.900	0	0.000	0	0.000	2679158	
(C)	Non Promoter - Non Public																
(C1)	Shares underlying DRS																
(C2)	Shares held by Employee Trusts																
	TOTAL	2718	8168500	0	0	8168500	100.000	8168500	0	8168500	100.000	0	0.000	0	0.000	8160234	




Table II - Statement showing shareholding pattern of the Promoter and Promoter Group

(1)	Category & Name of shareholders (ii)	PAN (iii)	Nos of shareholders (iii)	No of fully paid-up equity shares held (iv)	No of partly paid-up equity shares held (v)	Nos of shares underlying Depository Receipt (vi)	Total nos. shares held (vii) = (iv)+(v)+(vi)	Shareholding % calculated as per SCRR, 1957 as a % of (A+B+C2) (viii)	Number of Voting Rights held in each class of securities (ix)			Total as a % of Total Voting rights	No of Shares Underlying Outstanding convertible securities (including Warrants) (xi)	Shareholding as a % assuming full conversion of convertible securities (as a diluted share capital) (xii) as a %	Number of Locked in shares (xiii)		Number of Shares pledged or otherwise encumbered (xiii)		Number of equity shares held in dematerialized form (xiv)
									Class x	Class y	Total				(a)	(b)	(a)	(b)	
(a)	Indian Individuals/Hindu Undivided Family	PAN	8	409711	0	0	409711	5.016	0	0	0	0.000	0	0.000	0	0.000	0	0.000	409711
	ABHAY BHUTORIA	AACHA5472L	0	100695	0	0	100695	1.233	0	0	0	0.000	0	0.000	0	0.000	0	0.000	100695
	ABHAY BHUTORIA	ADOPB1485K	0	53800	0	0	53800	0.659	0	0	0	0.000	0	0.000	0	0.000	0	0.000	53800
	HEMALATA BHUTORIA	ADOPB0854C	0	35800	0	0	35800	0.438	0	0	0	0.000	0	0.000	0	0.000	0	0.000	35800
	RACHNA BHUTORIA	ADOPB0852E	0	38800	0	0	38800	0.475	0	0	0	0.000	0	0.000	0	0.000	0	0.000	38800
	RAJENDRA BHUTORIA	ADPPB9324C	0	39700	0	0	39700	0.486	0	0	0	0.000	0	0.000	0	0.000	0	0.000	39700
	REJENDRA BHUTORIA	AADHR9487F	0	45200	0	0	45200	0.553	0	0	0	0.000	0	0.000	0	0.000	0	0.000	45200
	SADHNA BHUTORIA	AEAPB1048P	0	35558	0	0	35558	0.435	0	0	0	0.000	0	0.000	0	0.000	0	0.000	35558
	SHARAD BHUTORIA	ACYPB1335M	0	60158	0	0	60158	0.736	0	0	0	0.000	0	0.000	0	0.000	0	0.000	60158
(b)	Government/State Government(s)		0	0	0	0	0	0.000	0	0	0	0.000	0	0.000	0	0.000	0	0.000	0
(c)	Financial Institutions/Banks		0	0	0	0	0	0.000	0	0	0	0.000	0	0.000	0	0.000	0	0.000	0
(d)	Any Other Bodies Corporate		7	5071365	0	0	5071365	62.084	0	0	0	0.000	0	0.000	0	0.000	0	0.000	5071365
	ABHAY TRANSFORMERS PVT LTD	AABCK0695H	0	89800	0	0	89800	1.099	0	0	0	0.000	0	0.000	0	0.000	0	0.000	89800
	BHUTORIA INVESTMENTS PVT LTD	AAACB1617K	0	1333281	0	0	1333281	16.322	0	0	0	0.000	0	0.000	0	0.000	0	0.000	1333281
	BHUTORIA TRANSFORMERS & RECTIFIERS PVT	AAACB6692A	0	676336	0	0	676336	8.280	0	0	0	0.000	0	0.000	0	0.000	0	0.000	676336
	HOWRAH WAREHOUSE PVT LTD	AAAACH6579A	0	81200	0	0	81200	0.994	0	0	0	0.000	0	0.000	0	0.000	0	0.000	81200
	LADNUN AGRICULTURAL FARMS (P) LTD	AAAACL2985L	0	204800	0	0	204800	2.507	0	0	0	0.000	0	0.000	0	0.000	0	0.000	204800
	RAJASTHAN TRANSFORMERS AND SWITCHGEARS (TRUSTS)	AABCR2933B	0	387300	0	0	387300	4.741	0	0	0	0.000	0	0.000	0	0.000	0	0.000	387300
	Cleaning Members		0	0	0	0	0	0.000	0	0	0	0.000	0	0.000	0	0.000	0	0.000	0
	Sub-Total (A)(1)		15	5481076	0	0	5481076	67.100	0	0	0	0.000	0	0.000	0	0.000	0	0.000	5481076
(2)	Foreign Individuals (Non-Resident Individuals/Foreign Institutions)		0	0	0	0	0	0.000	0	0	0	0.000	0	0.000	0	0.000	0	0.000	0
(b)	Government		0	0	0	0	0	0.000	0	0	0	0.000	0	0.000	0	0.000	0	0.000	0
(c)	Institutions		0	0	0	0	0	0.000	0	0	0	0.000	0	0.000	0	0.000	0	0.000	0
(d)	Foreign Portfolio Investor		0	0	0	0	0	0.000	0	0	0	0.000	0	0.000	0	0.000	0	0.000	0
(e)	Any Other OCBs		0	0	0	0	0	0.000	0	0	0	0.000	0	0.000	0	0.000	0	0.000	0
	Sub-Total (A)(2)		0	0	0	0	0	0.000	0	0	0	0.000	0	0.000	0	0.000	0	0.000	0
	Total Shareholding of Promoter and Promoter Group (A)=(A)(1)+(A)(2)		15	5481076	0	0	5481076	67.100	0	0	0	0.000	0	0.000	0	0.000	0	0.000	5481076


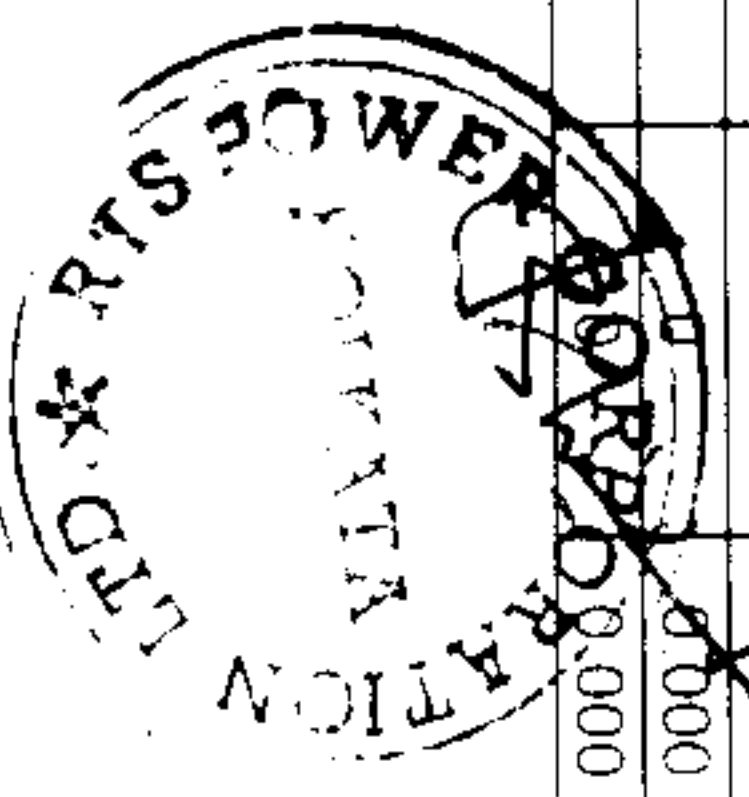


Table III - Statement showing shareholding pattern of the Public shareholder

Category & Name of Shareholders (i)	PAN (iii)	Nos of shareholders (iii)	No of fully paid up equity shares held (iv)	No of partly paid-up equity shares held (v)	Nos of shares underlying Depository Receipt (vi)	Total nos. shares held (vii) = (iv)+(v)+(vi)	Shareholding g % calculated as per SCRR, 1957 As a % of (A+B+C2) (viii)	Number of Voting Rights held in each class of securities (ix)			Total as a % of Total Voting rights	No of Underlying Outstanding convertible securities (including Warrants) (x)	Shareholding as a % assuming full conversion of convertible securities (as a percentage of diluted share capital) (xi) = (vii)+(x) as a % of (A+B+C1)	Number of Locked in shares (xii)		Number of Shares pledged or otherwise encumbered		Number of equity shares held in dematerialized form (xiv)
								Class x	Class y	Total				No. (a)	As a % of total Shares held (b)	No. (a)	As a % of total Shares held (b)	
(1) Institutions		0	0	0	0	0	0.000	0	0	0	0.000	0	0.000	0	0.000	0	0.000	0
(a) Mutual Funds		0	0	0	0	0	0.000	0	0	0	0.000	0	0.000	0	0.000	0	0.000	0
(b) Venture Capital Funds		0	0	0	0	0	0.000	0	0	0	0.000	0	0.000	0	0.000	0	0.000	0
(c) Alternate Investment Funds		0	0	0	0	0	0.000	0	0	0	0.000	0	0.000	0	0.000	0	0.000	0
(d) Foreign Venture Capital Investors		0	0	0	0	0	0.000	0	0	0	0.000	0	0.000	0	0.000	0	0.000	0
(e) Foreign Portfolio Investors		0	0	0	0	0	0.000	0	0	0	0.000	0	0.000	0	0.000	0	0.000	0
(f) Financial Institutions/Banks		0	0	0	0	0	0.000	0	0	0	0.000	0	0.000	0	0.000	0	0.000	0
(g) Insurance Companies		0	0	0	0	0	0.000	0	0	0	0.000	0	0.000	0	0.000	0	0.000	0
(h) Provident Funds/Pension Funds		0	0	0	0	0	0.000	0	0	0	0.000	0	0.000	0	0.000	0	0.000	0
(i) Any Other Foreign Institutional Investors		0	0	0	0	0	0.000	0	0	0	0.000	0	0.000	0	0.000	0	0.000	0
QFI - Corporate		0	0	0	0	0	0.000	0	0	0	0.000	0	0.000	0	0.000	0	0.000	0
Sub-Total (B)(1)		0	0	0	0	0	0.000	0	0	0	0.000	0	0.000	0	0.000	0	0.000	0
(2) Central Government/State Government(s)/President of India		0	0	0	0	0	0.000	0	0	0	0.000	0	0.000	0	0.000	0	0.000	0
Sub-Total (B)(2)		0	0	0	0	0	0.000	0	0	0	0.000	0	0.000	0	0.000	0	0.000	0
(3) Non-Institutions		0	0	0	0	0	0.000	0	0	0	0.000	0	0.000	0	0.000	0	0.000	0
(a1) Individuals		0	0	0	0	0	0.000	0	0	0	0.000	0	0.000	0	0.000	0	0.000	0
i) Individual shareholders holding nominal share capital up to Rs 2 Lakhs.		2580	852886	0	0	852886	10.441	852886	0	852886	10.441	0	10.441	0	0.000	0	0.000	845621
ii) Individual shareholders holding nominal share capital in excess of Rs 2 Lakhs		4	176177	0	0	176177	2.157	176177	0	176177	2.157	0	2.157	0	0.000	0	0.000	176177
MUKESHKUMAR CHANDULAL SHAH	AJZPS0643M	0	93000	0	0	93000	1.139	93000	0	93000	1.139	0	1.139	0	0.000	0	0.000	93000
NBF Cs registered with RBI		0	0	0	0	0	0.000	0	0	0	0.000	0	0.000	0	0.000	0	0.000	0
(c) Employee Funds		0	0	0	0	0	0.000	0	0	0	0.000	0	0.000	0	0.000	0	0.000	0
(d) Overseas Depositors (holding FRe)(balancing figure)		0	0	0	0	0	0.000	0	0	0	0.000	0	0.000	0	0.000	0	0.000	0
(e) Any Other Bodies Corporate		62	1476546	0	0	1476546	18.076	1476546	0	1476546	18.076	0	18.076	0	0.000	0	0.000	1475545



GEQUIT BNP PARIBAS FINANCIAL SERVICES LI	AABCG1935F	0	169000	0	0	169000	2.069	169000	0	169000	2.069	0	0.000	0	0.000	169000
MANI MARKETING & HOLDINGS PVT LTD.	AABCM7440C	0	1140000	0	0	1140000	13.956	1140000	0	1140000	13.956	0	0.000	0	0.000	1140000
QFI - Individual		0	0	0	0	0	0.000	0	0	0	0.000	0	0.000	0	0.000	0
NRI/OCBS		18	14700	0	0	14700	0.180	14700	0	14700	0.180	0	0.000	0	0.000	14700
Trusts		0	0	0	0	0	0.000	0	0	0	0.000	0	0.000	0	0.000	0
Clearing Members		39	167115	0	0	167115	2.046	167115	0	167115	2.046	0	0.000	0	0.000	167115
NETWORTH STOCK BROKING LIMITED	AAACN1184F	0	89219	0	0	89219	1.092	89219	0	89219	1.092	0	0.000	0	0.000	89219
Sub-Total (B)(3)		2703	2687424	0	0	2687424	32.900	2687424	0	2687424	32.900	0	0.000	0	0.000	2679158
Total Public Shareholding (B)=(B)(1)+(B)(2)+(B)(3)		2703	2687424	0	0	2687424	32.900	2687424	0	2687424	32.900	0	0.000	0	0.000	2679158




Table IV - Statement showing shareholding pattern of the Non Promoter - Non Public shareholder

Category & Name of shareholders (i)	PAN (ii)	Nos. of shareholders (iii)	No. of fully paid-up equity shares held (iv)	No. of partly paid-up equity shares held (v)	Nos. of shares underlying Depository Receipt (vi)	Total nos. shares held (vii) = (iv)+(v)+(vi)	Shareholding % calculated as per SCRR, 1957 As a % of (A+B+C2) (viii)	Number of Voting Rights held in each class of securities (ix)			Total as a % of Total Voting rights	No. of Shares Underlying Outstanding convertible securities (including Warrants) (x)	Shareholding as a % assuming full conversion of convertible securities (as a percentage of diluted share capital) (xi) = (vii)/(x) as a % of (A+B+C)	Number of Locked in shares (xii)		Number of Shares pledged or otherwise encumbered (xiii)		Number of equity shares held in dematerialized form (xiv)
								Class x	Class y	Total				No. (a)	As a % of total Shares held (b)	No. (a)	As a % of total Shares held (b)	
(1) Custodian DR Holder																		
(2) Employee Benefit Trust (under SEBI (share based Employee Benefit) Regulations, 2014																		
Total Non-Promoter - Non-Public Shareholding (C)=(C)(1)+(C)(2)																		

